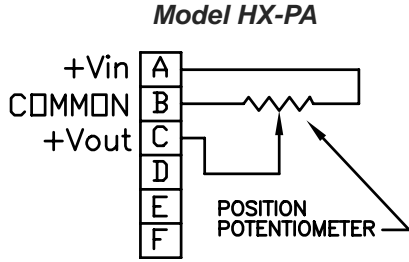


HX-PA Series Installation Guide

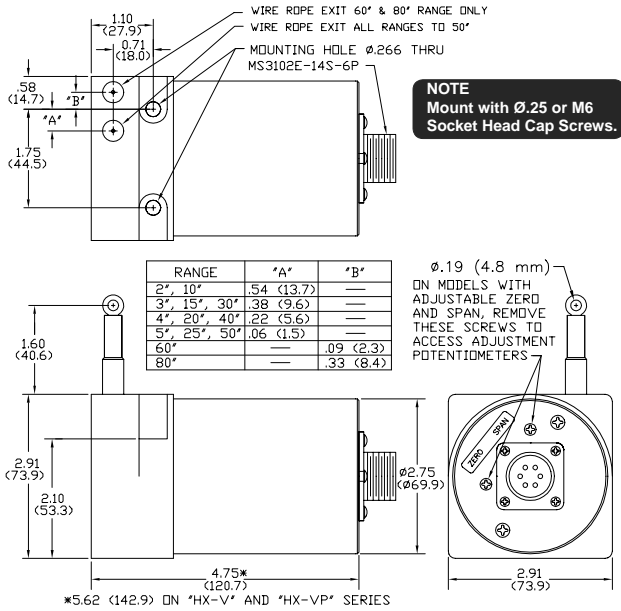
Wiring and Circuit Diagram



Excitation Voltage:
25 VDC or VAC Max.
 Potentiometer Resistance:
 1000 ohms \pm 10%

Note: Any input voltage up to the maximum specified above may be used. However, for best performance, the input voltage should be closely regulated to insure a stable and accurate output voltage.

Dimensional Information

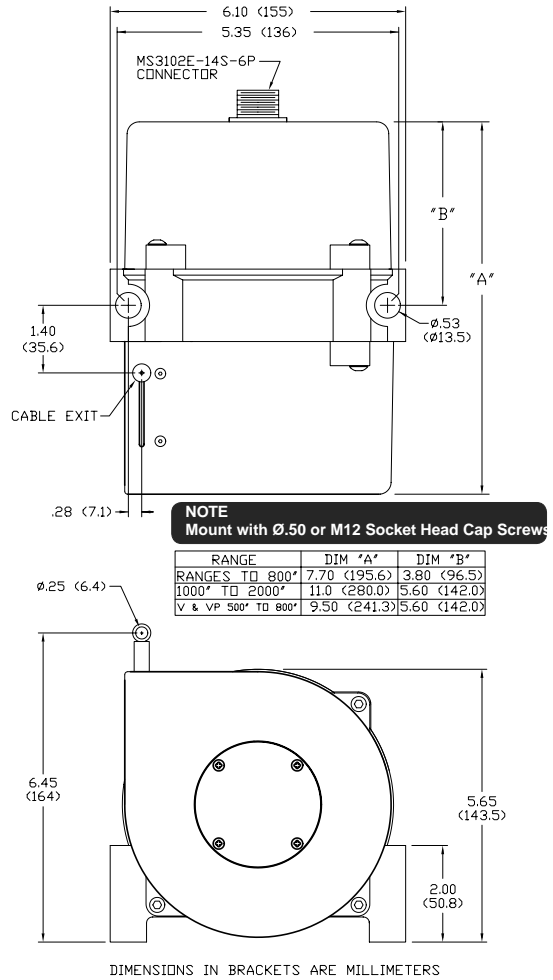
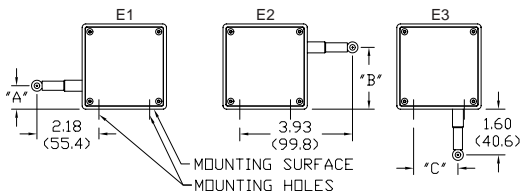


Alternate Wire Rope Exit

Note: Dimensions in brackets are millimeters.

RANGE	"A"	"B"	"C"
2", 10"	1.12 (28.4)	1.79 (45.5)	1.21 (30.7)
3", 15", 30"	.96(24.4)	1.95 (49.5)	1.37 (34.8)
4", 20", 40"	.80 (20.3)	2.11 (53.6)	1.53 (38.9)
5", 25", 50"	.64 (16.3)	2.27 (57.7)	1.69 (42.9)
60"	.49 (12.4)	2.42 (61.5)	1.84 (46.7)
80"	.25 (6.4)	2.66 (67.6)	2.08 (52.8)

Alternate Wire Rope Exit



Alternate Wire Rope Exit

